


# **CPL™265**

## **Line array speaker system**

---

Operating  
Manual



## **CPL™ 265** **Line array speaker system**

Crest Audio CPL265 line array system is a combination of two 6.5-inch woofers and a 2.5-inch neodymium iron boron tweeter with a highly flexible rigging system.

CPL265 line array with CPL115S subwoofer can form a small system with extremely high versatility, applied to some small lecture halls, banquet halls.

### **FEATURES:**

- 2-way Bi-Amp Line Source Array System
- 2x6.5" woofer
- 600 watt program, 1200 watt peak power handling
- 110° H by 10° V coverage pattern (per one cabinet)
- Easy aiming angle adjustment rigging system
- Angle adjustable in 1 degree increments from 0 to 10 degrees, total angle between adjacent cabinets
- Inputs are two Neutrik® Speakon 4-pin jacks in parallel
- 15mm birch plywood construction

### **SPECIFICATIONS**

#### **Frequency response, 1meter on-axis, swept-sine in anechoic environment:**

85Hz to 20kHz (-10dB, with processing)

#### **Sound pressure level, 1watt, 1meter in anechoic environment:**

LF: 98dB

HF: 110dB

#### **Maximum sound pressure level (1meter):**

LF: 127dB

HF: 136dB

#### **Nominal Radiation Angle measured at -6dB point of polar response:**

110 degrees Horizontal by 10 degrees Vertical

(One module only, straight line array of more than 1 module narrows vertical dispersion accordingly)

#### **Transducer complement:**

##### **Low Frequency Section:**

2x6.5" Woofer, 50mm VC

Impedance: 16 Ohms

200 W continuous

400 W program

800 W peak

## High Frequency Section:

1x2.5" tweeter

Impedance:16 Ohms

100 W continuous

200 W program

400 W peak

## Input Connections:

2x Neutrik® 4-pin Speakon Jack

## Enclosure Materials & finish:

15mm birch plywood finished in black painted finish, perforated steel grille finished in black powder coat paint.

## Dimensions (H x W x D):


198mm x 534mm x 356mm

## Net Weight:

16kg(35.3lbs)

## Flying/Rigging Information

### Mounting Information

CAUTION: Before attempting to suspend this speaker, consult with a certified structural engineer. Speaker can fall from  improper suspension, resulting in serious injury and property damage. Do not suspend or mount any other product or device from this enclosure! Use only the correct mating hardware. All associated rigging is the responsibility of others. Failure to follow proper rigging specifications listed in the manual may result in injury or death.

Whenever possible, in addition to the nominal primary mounting method, use a suitable safety chain or wire rope attached to one of the other groups of fly point inserts, and firmly attached to a suitable structural member as indicated by a certified structural engineer.

**CAUTION: ALWAYS USE SAFETY CHAIN.**

We recommend the use of Thread-locker at the insert point bolts, so the bolts cannot vibrate loose. Never transport the cabinet using the array bracket or other mounting brackets as a structural member, while the cabinet is mounted on an array bracket or other mounting bracket and unsupported otherwise, as this may unduly stress the mounting inserts.

**INSPECT RIGGING ANNUALLY.**

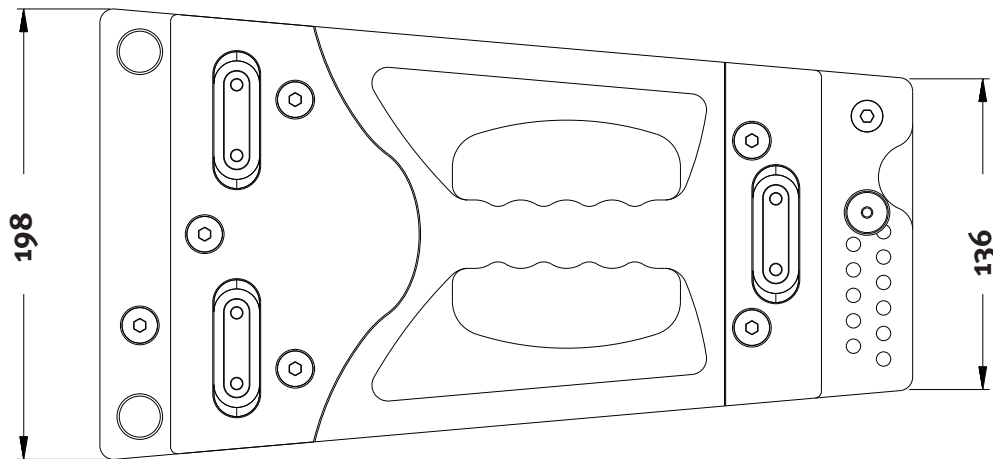
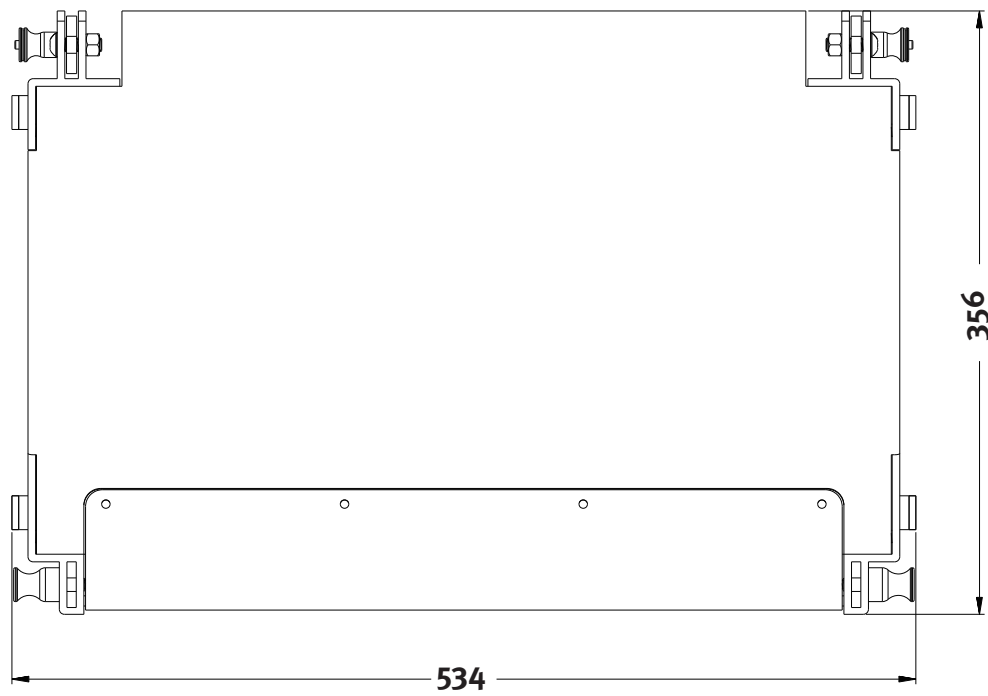

This peavey loudspeaker should be suspended overhead only in accordance with the procedures and limitations specified in the User's Manual and possible manual update notices. This system should be suspended with certified rigging hardware by an authorized rigging professional and in compliance with local, provincial and national suspension ordinances or regulations.

**DO NOT OVER TORQUE HARDWARE.**

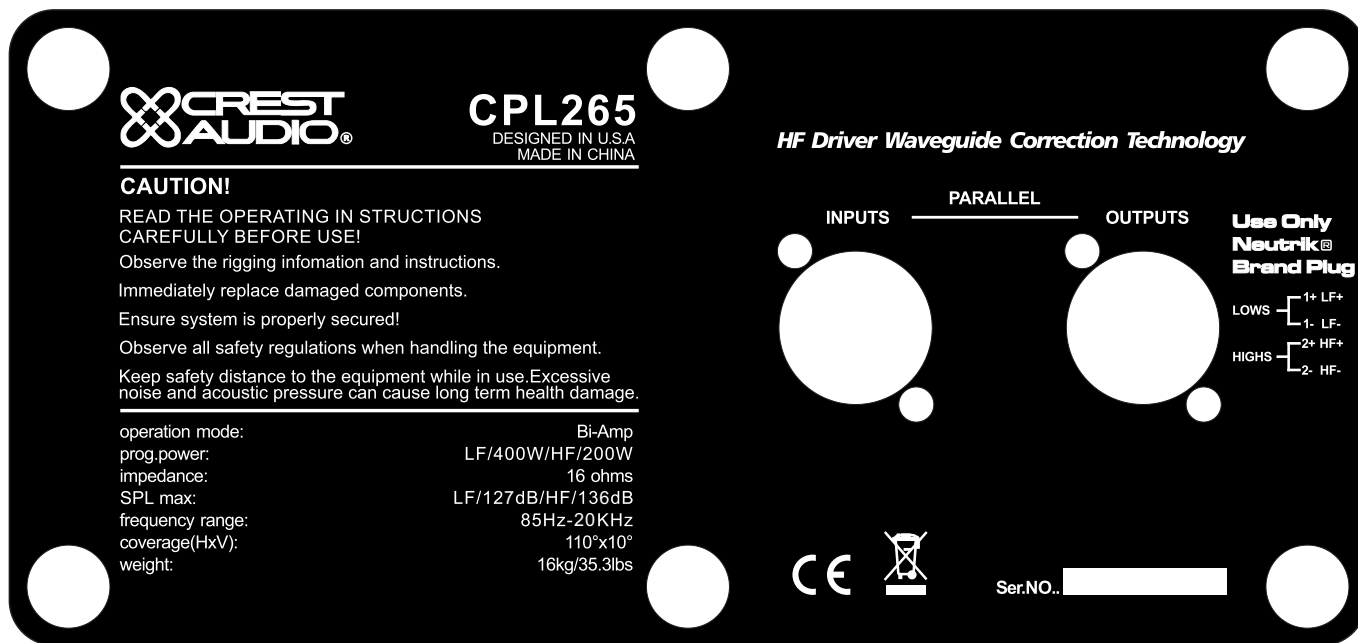
**ALWAYS USE PROPER GRADE HARDWARE.**

**Dimensions:**

Unit:mm



# Input Cup





[www.peaveycommercialaudio.com](http://www.peaveycommercialaudio.com)

Warranty registration and information for U.S. customers available online at  
[www.peaveycommercialaudio.com/warranty](http://www.peaveycommercialaudio.com/warranty)  
or use the QR tag below



Features and specifications subject to change without notice.

Crest Audio 5022 HWY 493 N. Meridian, MS 39305 (601) 483-5365 FAX (601) 486-1278



Logo referenced in Directive 2002/96/EC Annex IV  
(OJ(L)37/38, 13.02.03 and defined in EN 50419: 2005  
The bar is the symbol for marking of new waste and  
is applied only to equipment manufactured after  
13 August 2005